



Location: CMA5b - Pedestrian Plaza

Report on 24-hour TSP monitoring for EP-376/2009

Action Level - 209.9 µg/m³

Limit Level - 260 µg/m³

Date	Sampling Time	Weather Condition	Filter paper no.	Filter Weight, g		Elapse Time, hr		Sampling Time, hr	Flow Rate, m ³ /min			Total Volume, m ³	TSP Level, µg/m ³
				Initial	Final	Initial	Final		Initial, Q _{si}	Final, Q _{sf}	Average		
29-Sep-17	8:00	Fine	22125	2.8659	3.0064	9071.93	9095.93	24.00	0.91	0.91	0.91	1312	107.1
3-Oct-17	8:00	Fine	22330	2.8531	2.9833	9098.93	9122.93	24.00	0.91	0.91	0.91	1310	99.4
7-Oct-17	8:00	Fine	22498	2.8602	3.0446	9125.93	9149.93	24.00	0.91	0.91	0.91	1311	140.6
13-Oct-17	8:00	Fine	22465	2.8588	3.0811	9152.93	9176.93	24.00	0.91	0.91	0.91	1315	169.1
20-Oct-17	16:15	Fine	22644	2.8534	2.9593	9206.54	9230.54	24.00	0.78	0.78	0.78	1123	94.3
25-Oct-17	8:00	Fine	22546	2.8559	3.0173	9230.54	9254.54	24.00	0.78	0.78	0.78	1128	143.0

Remarks: Due to interruption of electricity, the 24hr TSP was rescheduled from 19 October 2017 to 20 October 2017.

Report on 1-hour TSP monitoring for EP-376/2009

Action Level - 339.7 µg/m³

Limit Level - 500 µg/m³

Date	Sampling Time	Weather Condition	Filter paper no.	Filter Weight, g		Elapse Time, hr		Sampling Time, hr	Flow Rate, m ³ /min			Total Volume, m ³	TSP Level, µg/m ³
				Initial	Final	Initial	Final		Initial, Q _{si}	Final, Q _{sf}	Average		
30-Sep-17	8:40	Rainy	22363	2.8495	2.8542	9095.93	9096.93	1.00	0.84	0.84	0.84	50	93.3
30-Sep-17	10:15	Rainy	22322	2.8625	2.8665	9096.93	9097.93	1.00	0.91	0.91	0.91	55	73.3
30-Sep-17	13:00	Rainy	22348	2.8573	2.8625	9097.93	9098.93	1.00	0.84	0.84	0.84	50	103.3
4-Oct-17	9:03	Fine	22353	2.8568	2.8660	9122.93	9123.93	1.00	0.91	0.91	0.91	55	168.3
4-Oct-17	10:46	Fine	22337	2.8445	2.8487	9123.93	9124.93	1.00	0.77	0.77	0.77	46	90.9
4-Oct-17	13:00	Fine	22486	2.8302	2.8359	9124.93	9125.93	1.00	0.91	0.91	0.91	55	104.3
9-Oct-17	8:53	Fine	22434	2.8589	2.8704	9149.93	9150.93	1.00	0.91	0.91	0.91	55	210.9
9-Oct-17	9:54	Fine	22440	2.8635	2.8772	9150.93	9151.93	1.00	0.91	0.91	0.91	55	251.3
9-Oct-17	13:04	Fine	22437	2.8501	2.8597	9151.93	9152.93	1.00	0.91	0.91	0.91	55	176.1
14-Oct-17	9:02	Fine	22558	2.8336	2.8443	9176.93	9177.93	1.00	0.84	0.84	0.84	51	211.4
14-Oct-17	10:15	Fine	22553	2.8451	2.8532	9177.93	9178.93	1.00	0.84	0.84	0.84	51	160.0
14-Oct-17	13:00	Fine	22550	2.8444	2.8612	9178.93	9179.93	1.00	0.91	0.91	0.91	55	306.3
20-Oct-17	8:45	Fine	22516	2.8437	2.8484	9203.54	9204.54	1.00	0.78	0.78	0.78	47	100.4
20-Oct-17	10:35	Fine	22665	2.8455	2.8513	9204.54	9205.54	1.00	0.78	0.78	0.78	47	123.9
20-Oct-17	13:00	Fine	22661	2.8526	2.8567	9205.54	9206.54	1.00	0.78	0.78	0.78	47	87.6
26-Oct-17	8:50	Fine	22619	2.8494	2.8587	9254.54	9255.54	1.00	0.78	0.78	0.78	47	198.0
26-Oct-17	10:10	Fine	22615	2.8294	2.8480	9255.54	9256.54	1.00	1.07	1.07	1.07	64	290.7
26-Oct-17	17:00	Fine	22772	2.8011	2.8301	9256.54	9257.54	1.00	1.00	1.00	1.00	60	485.5



Location: CMA6a - WDII PRE Office

Report on 24-hour TSP monitoring for EP-376/2009

Action Level - 207.1 µg/m³

Limit Level - 260 µg/m³

Date	Sampling Time	Weather Condition	Filter paper no.	Filter Weight, g		Elapse Time, hr		Sampling Time, hr	Flow Rate, m ³ /min			Total Volume, m ³	TSP Level, µg/m ³
				Initial	Final	Initial	Final		Initial, Q _{si}	Final, Q _{sf}	Average		
29-Sep-17	8:00	Fine	22123	2.8529	2.9091	2819.27	2843.27	24.00	1.24	1.24	1.24	1785	31.5
3-Oct-17	8:00	Fine	22063	2.8354	2.8835	2847.27	2871.27	24.00	1.15	1.16	1.16	1664	28.9
7-Oct-17	8:00	Fine	22490	2.8417	2.8926	2874.27	2898.27	24.00	1.13	1.13	1.13	1625	31.3
13-Oct-17	8:00	Fine	22468	2.8478	2.9625	2903.15	2927.15	24.00	1.13	1.13	1.13	1628	70.5
19-Oct-17	8:00	Fine	22543	2.8517	2.9184	2930.15	2954.15	24.00	1.14	1.14	1.14	1636	40.8
25-Oct-17	8:00	Fine	22646	2.8541	2.9500	2957.15	2981.15	24.00	1.14	1.14	1.14	1641	58.4

Report on 1-hour TSP monitoring for EP-376/2009

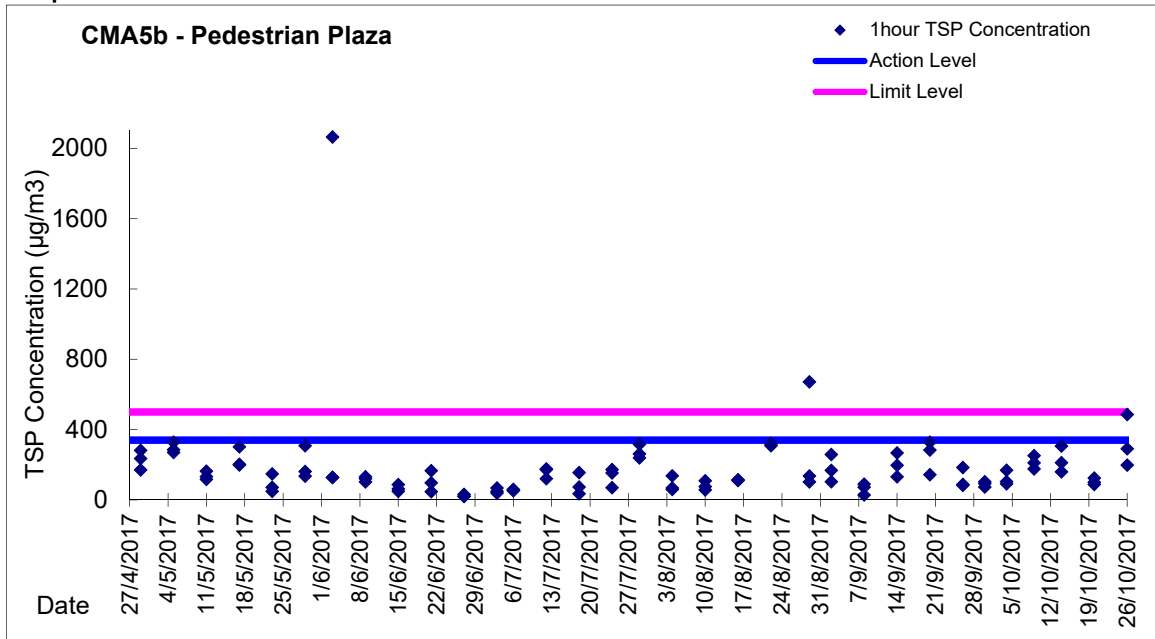
Action Level - 333 µg/m³

Limit Level - 500 µg/m³

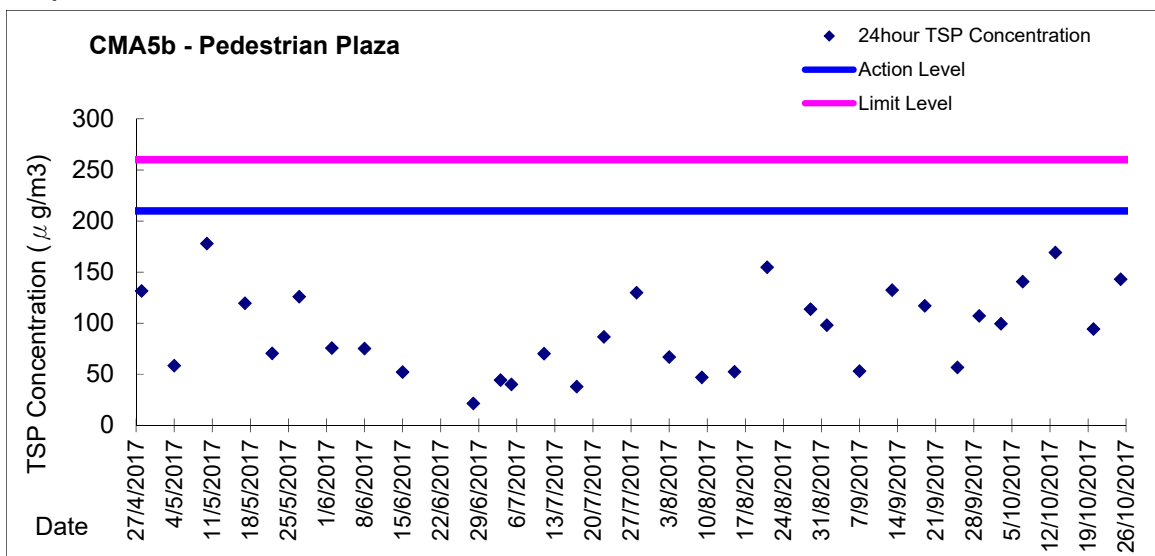
Date	Sampling Time	Weather Condition	Filter paper no.	Filter Weight, g		Elapse Time, hr		Sampling Time, hr	Flow Rate, m ³ /min			Total Volume, m ³	TSP Level, µg/m ³
				Initial	Final	Initial	Final		Initial, Q _{si}	Final, Q _{sf}	Average		
30-Sep-17	9:05	Rainy	22339	2.8469	2.8491	2843.27	2844.27	1.00	1.13	1.13	1.13	68	32.5
30-Sep-17	10:30	Rainy	22321	2.8615	2.8627	2845.27	2846.27	1.00	1.13	1.13	1.13	68	17.7
30-Sep-17	13:00	Rainy	22335	2.8494	2.8540	2846.27	2847.27	1.00	1.18	1.13	1.16	69	66.3
4-Oct-17	8:55	Fine	21761	2.8410	2.8422	2871.27	2872.27	1.00	1.13	1.13	1.13	68	17.7
4-Oct-17	10:50	Fine	21759	2.8762	2.8772	2872.27	2873.27	1.00	1.13	1.13	1.13	68	14.8
4-Oct-17	13:00	Fine	21756	2.8372	2.8425	2873.27	2874.27	1.00	1.13	1.13	1.13	68	78.2
9-Oct-17	8:30	Fine	22444	2.8492	2.8526	2898.27	2899.27	1.00	1.13	1.13	1.13	68	50.3
9-Oct-17	13:00	Fine	22475	2.8588	2.8645	2901.15	2902.15	1.00	1.13	1.13	1.13	68	84.3
9-Oct-17	16:10	Fine	22467	2.8675	2.8728	2902.15	2903.15	1.00	1.13	1.13	1.13	68	78.3
14-Oct-17	9:05	Fine	22564	2.8522	2.8594	2927.15	2928.15	1.00	1.13	1.13	1.13	68	106.1
14-Oct-17	10:07	Fine	22557	2.8239	2.8286	2928.15	2929.15	1.00	1.13	1.13	1.13	68	69.2
14-Oct-17	13:00	Fine	22548	2.7995	2.8052	2929.15	2930.15	1.00	1.13	1.13	1.13	68	84.0
20-Oct-17	8:45	Fine	22671	2.8281	2.8306	2954.15	2955.15	1.00	1.14	1.14	1.14	68	36.7
20-Oct-17	10:30	Fine	22666	2.8463	2.8497	2955.15	2956.15	1.00	1.14	1.14	1.14	68	49.9
20-Oct-17	13:00	Fine	22660	2.8487	2.8525	2956.15	2957.15	1.00	1.14	1.14	1.14	68	55.7
26-Oct-17	8:50	Fine	22618	2.8464	2.8546	2981.15	2982.15	1.00	1.14	1.14	1.14	68	120.0
26-Oct-17	10:05	Fine	22607	2.8590	2.8663	2982.15	2983.15	1.00	1.14	1.14	1.14	68	106.8
26-Oct-17	13:00	Fine	22784	2.8058	2.8127	2983.15	2984.15	1.00	1.14	1.14	1.14	68	101.0



Graphic Presentation of 1 hour TSP Result for EP-376/2009

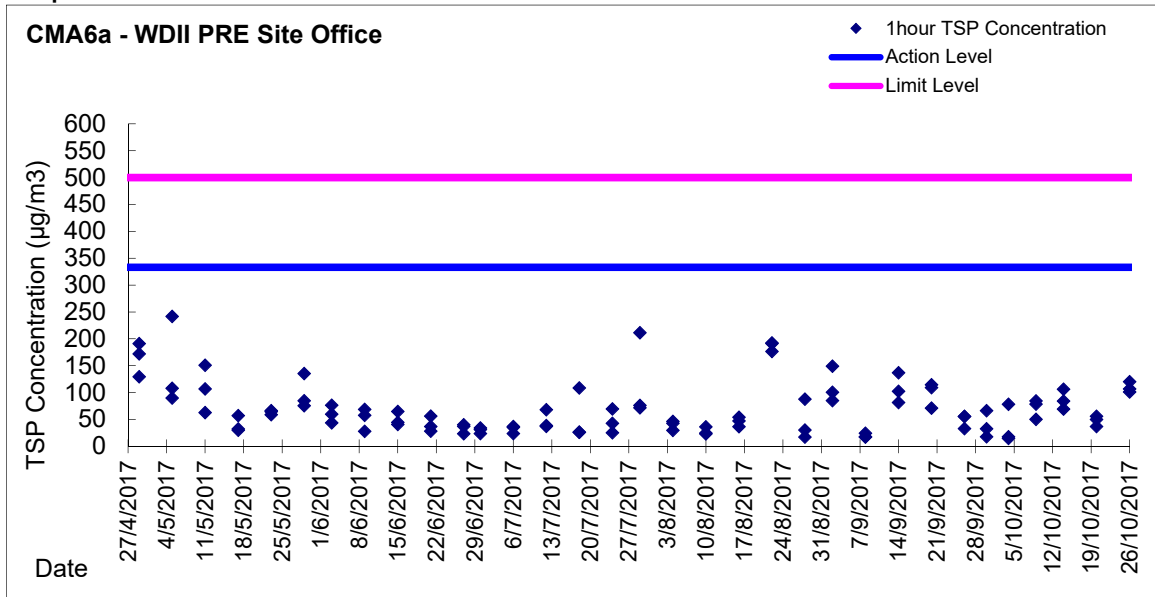


Graphic Presentation of 24 hour TSP Result for EP-376/2009





Graphic Presentation of 1 hour TSP Result for EP-376/2009



Graphic Presentation of 24 hour TSP Result for EP-376/2009

